Filterpatronenwechsel

CJC® Feinfilter HDU 15/25

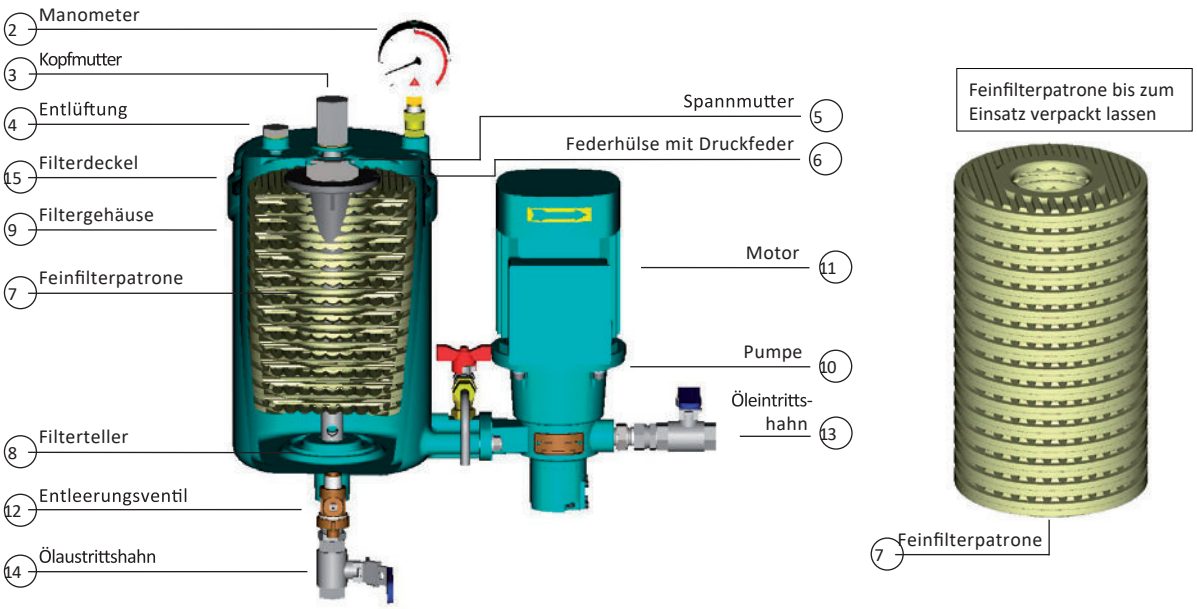

FILTERPATRONENWECHSEL

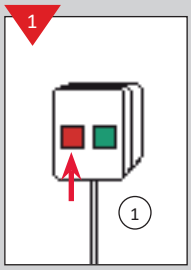

Filteranlage ausschalten



Öleintritt verschließen

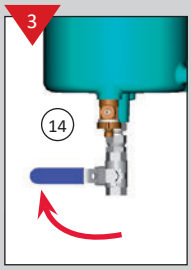

Ölaustritt verschließen

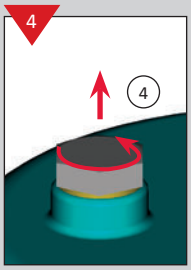

Entlüftungsschraube öffnen (bei Permanent-entlüftung: Kopfmutter)

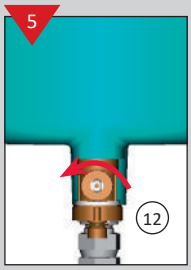

Entleerung öffnen Umweltvorschriften beachten

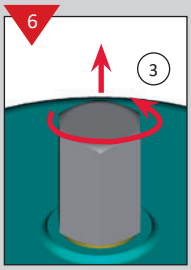

Kopfmutter abschrauben

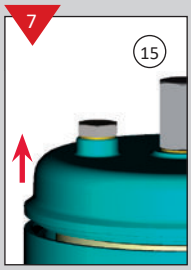

Filterdeckel abheben

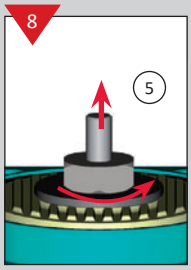

Spannmutter lösen

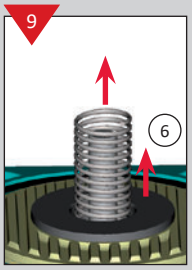

Druckfeder und Federhülse entfernen

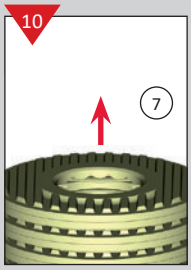

gebrauchte Filter-patrone entfernen

Filtergehäuse reinigen

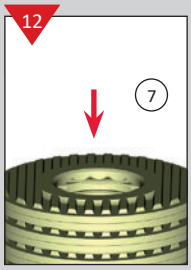

neue CJC™ Fein-filterpatrone einbauen

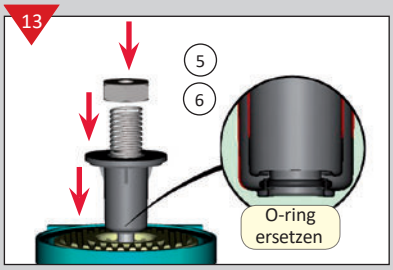

Federhülse + Druckfeder behutsam einsetzen O-Ring darf das Gewinde nicht berühren

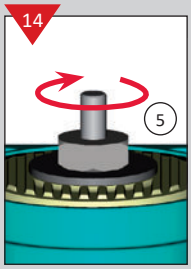

Spannmutter anziehen

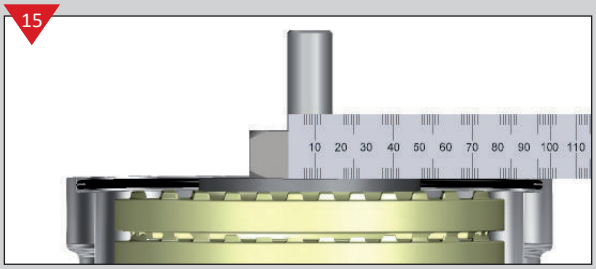

Spannmutter anziehen, bis die Federhülse mit dem oberen Rand des Filtergehäuses bündig abschließt, mindestens 4 Nm Drehmoment

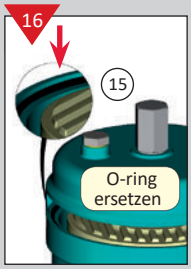

O-Ring ersetzen und Filterdeckel aufsetzen

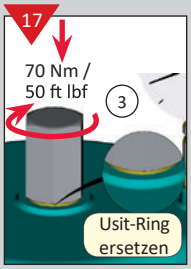

Usit-Ring der Kopf-mutter ersetzen, Kopfmutter mit 70 Nm festziehen

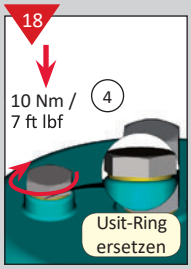

Usitring der Entlüftung ersetzen - entfällt bei Permanententlüftung

Bei der Entsorgung sind die Umweltvorschriften einzuhalten!

PF1201 -11.12.2013

Karberg & Hennemann GmbH & Co. KG • Marlowring 5 • 2252 Hamburg • Fon +49 40 855 04 79 0 • Fax +49 40 855 04 79 20 • info@cjc.de • www.cjc.de