



# CJC® Filter Separator P5 327/-

Removal of water, particles, oil degradation products and acid compounds from diesel

## Product Sheet

### APPLICATION

The CJC® Filter Separator P5 327/- removes large amounts of water as well as particles, oil degradation products (oxidation products, sludge) and acid compounds from diesel due to the unique combination of filter material and filtration type with an extremely high efficiency. Specially optimised for diesel, it is used on diesel engines as well as storage/bunker tanks.

### ADVANTAGES

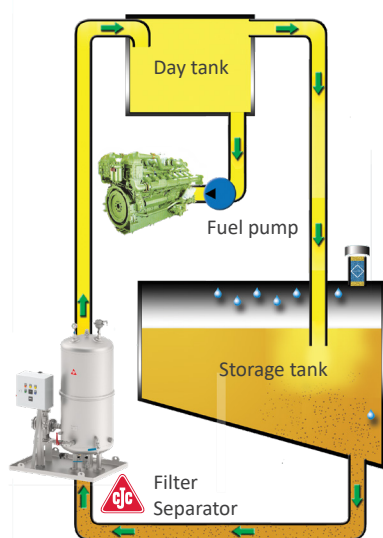
- longer lifetime for engines, injection nozzles, pistons, cylinders and fuel pumps
- less cost-intensive engine failures
- improved engine performance
- simultaneous removal of water, particles, oil degradation products and acid compounds – as well as microorganisms (bacteria, fungi, yeasts)
- high filter efficiency due to continuous fine and depth filtration combined with coalescing filtration (24/7)
- constantly high fuel cleanliness
- Protection against sludge accumulation and the resulting malfunctions
- reduce extensive tank cleaning

### FUNCTION PRINCIPLE


The CJC® Fine Filter Insert specially developed for diesel is a depth filter, which offers a long contact time between filter material and diesel, providing an exceptionally high filter efficiency and dirt holding capacity. Contaminants are permanently retained in the depth of the filter material. Simultaneously, the filter material coalesces finest water droplets, which are separated from the diesel in a subsequent process.

### INSTALLATION EXAMPLE

Ideally, the suction pipe of the CJC® Filter Separator is connected to the drain valve at the bottom of the storage tank, meaning that also sediments are filtered out. The cleaned diesel returns to the day tank – or via overflow pipe into the storage tank.



CJC® Filter Separator  
P5 327/108



### TECHNICAL DATA

CJC® Filter Separator P5		327/54	327/81	327/108
Pump flow, max.	l/h	2,550	3,375	4,500
Filtration degree	µm	3 down to 1 micron		
Dirt holding capacity, approx.	kg	12	18	24
Fine Filter inserts	pcs	6	9	12
Power consumption, max.	kW	0.55	0.55	0.55
Pressure drop, max.	bar	2		
Automatic water separation		permanent		
Equipment				
<b>Standard:</b> <ul style="list-style-type: none"><li>• Pump with motor</li><li>• Electrical control</li><li>• Automatic bleeding and venting valve for quick filter insert replacement</li><li>• Pressure switch for monitoring the degree of saturation of filter inserts</li><li>• Non-return valve to avoid return flow</li><li>• Base plate</li><li>• Sampling point</li></ul>				
<b>Optional:</b> <ul style="list-style-type: none"><li>• Leakage sensor</li><li>• Filter housing according to ASME, w/ or w/o U-stamp</li></ul>				
Single type-approval on request, e. g.				
<ul style="list-style-type: none"><li>• DNV-GL</li><li>• Bureau Veritas</li><li>• ABS</li><li>• Lloyd's Register</li></ul>				



# CJC® Filter Separator P5 327/-

Removal of water, particles, oil degradation products and acid compounds from diesel

## Product Sheet

### COMPONENTS

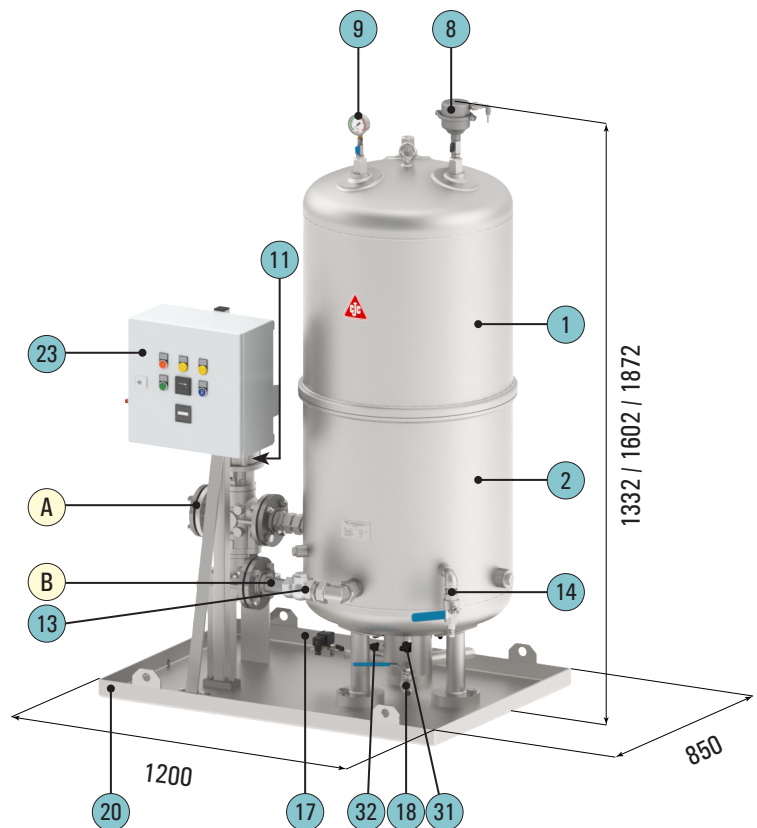
Item	Part
1	Filter dome
2	Filter base
8	Automatic bleeding and venting valve
9	Pressure gauge
11	Pump with motor
13	Non-return valve
14	Drain valve (filter insert replacement)
15	Pressure switch (not visible, back side)
17	Solenoid valve (water outlet)
18	Complete drain (water separation)
20	Base plate
23	Electrical control
25	Sampling point (not visible, back side)
31	Sensor (max. water level)
32	Sensor (min. water level)
A	Suction pipe, pump Welding-neck flange form C – DIN 2633 DN 50–PN 16
B	Filter outlet Welding-neck flange form C – DIN 2633 DN 50–PN 16

### DIMENSIONS

Subject to technical changes.

Required dismantling height: 190 / 480 / 750

Required dismantling height, divided filter dome: 190 / 290 / 560



Dimensions in mm